

**Wayne
Dalton™**
GARAGE DOORS

7000

SERIES
CARRIAGE HOUSE WOOD



Custom wood, stained finish, decorative hardware



Custom wood, stained finish, satin etched privacy glass

If you can dream it, we can build it



Custom wood, stained finish

quality materials

As one of the largest makers of wood garage doors, we make a point to be involved in the complete life cycle of every wood door. We use a combination of premium woods in our doors to enhance the look of the door, with a variety of woods available to customize your door.

No matter what type of wood you choose, the result is a fine quality, beautiful wood door that will yield many years of reliable performance. Hemlock makes a superb painting surface. Cedar is an excellent exterior grade material, highly resistant to rot and insects. Mahogany has a tight smooth grain and is naturally weather resistant. Since each type of wood is different, your door will be uniquely yours.

Wayne Dalton offers a one year limited warranty on all 7000 Series wood doors. See full text of the warranty for details.




1 Choose your Style

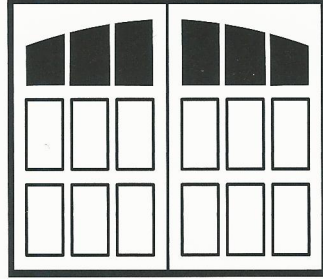
Craftsman Collection

Standard Construction (Insulation Optional)

Model 7104 Palomino Wide




6 Wide Panels / 6 Lite / Square Top

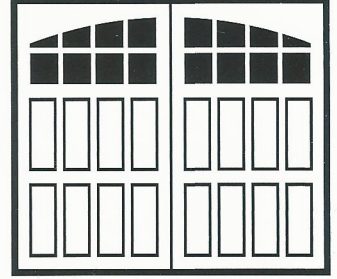


6 Wide Panels / 6 Lite / Arched Top

Model 7104 Palomino Narrow




8 Narrow Panels / 16 Lite / Square Top

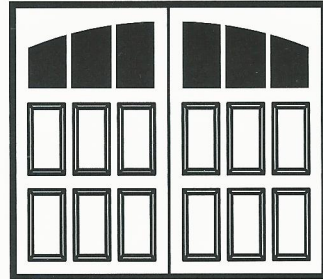


8 Narrow Panels / 16 Lite / Arched Top

Model 7105 Stallion Wide




6 Wide Panels / 6 Lite / Square Top




6 Wide Panels / 6 Lite / Arched Top

Model 7105 Stallion Narrow




8 Narrow Panels / 16 Lite / Square Top




8 Narrow Panels / 16 Lite / Arched Top

Premium Construction (Insulated)

Model 7405 Remington




3 Wide Panels / 6 Lite / Square Top




3 Wide Panels / 6 Lite / Arched Top

Model 7406 Belterra




4 Narrow Panels / 8 Lite / Square Top



4 Narrow Panels / 8 Lite / Arched Top

See additional window options on page 10



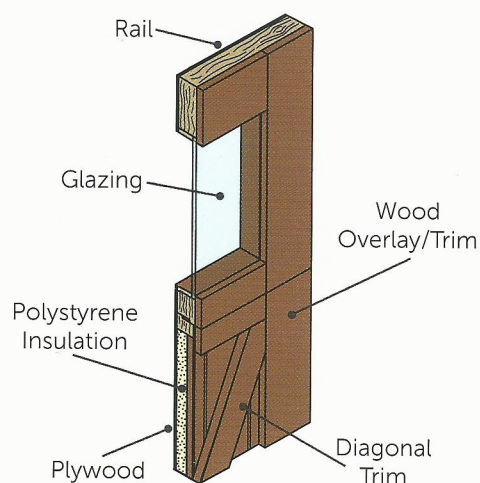
7104 Palomino, stained finish, 6 Lite square windows (single door), 2 Lite square windows (double door)

stunning handcrafted wood doors

Architectural details for homes of distinction.
Wayne Dalton's wood doors combine the convenience of modern sectional doors with the classic appearance of swing-open carriage house style wood doors. Our Amish craftsmen in Mt. Hope, Ohio, and our wood artisans in Centralia, Washington, hand-build beautiful wood doors to your specification with thorough attention to every detail.



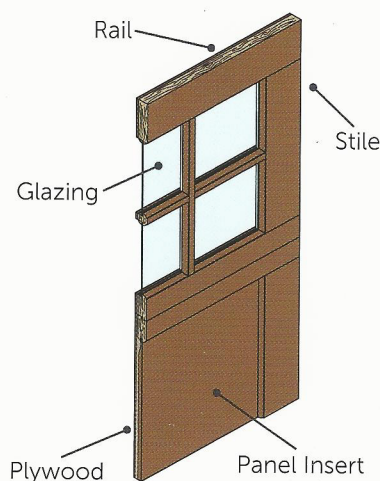
DOOR CONSTRUCTION



Premium Construction
Models 7400-7412

Paint or stain grade, insulation standard.
2" four-layer construction.* Polystyrene insulation provides an R-value of up to 4.75.

*Thickness may vary slightly depending on wood type




Standard Construction
Models 7100-7105

Paint or stain grade, insulation optional.
Up to 1-5/8" thick rail and stile construction with panel inserts.


Colonial Collection

Premium Construction (Insulation Standard)*

Model 7400 DelMar




2 Raised Stiles / 6 Lite / Square Top




2 Raised Stiles / 6 Lite / Arched Top

Model 7401 Preakness



4 Raised Stiles / 6 Lite / Square Top




4 Raised Stiles / 6 Lite / Arched Top

Model 7402 Churchill




6 Raised Stiles / 8 Lite / Square Top




6 Raised Stiles / 8 Lite / Arched Top

Standard Construction (Insulated Optional)

Model 7103 Mustang



Grooved Panel / 6 Lite / Square Top



Grooved Panel / 6 Lite / Arched Top

See additional window options on page 10

*Insulated R-value 4.75. Wayne Dalton uses a calculated door section R-value for our insulated doors.



7402 Churchill, custom paint, custom windows

**handcrafted wood designs
to complement any type of home**





Custom wood, stained finish, 16 Lite windows

custom wood doors



Custom wood, stained finish, decorative hardware

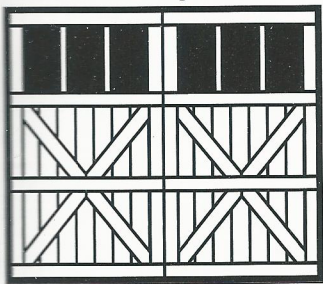


Custom wood, stained finish

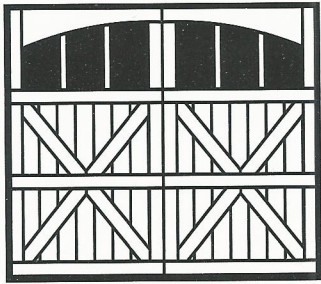
Equestrian Collection

Standard Construction (Insulation Optional)

Model 7101 Clydesdale Grooved




Crossbuck Panel / Grooved / 6 Lite / Square Top




Crossbuck Panel / Grooved / 6 Lite / Arched Top

Model 7101 Clydesdale

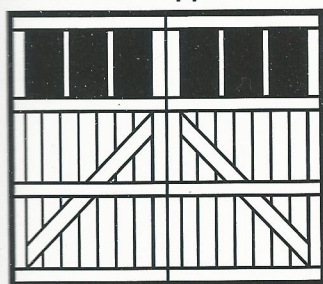


Crossbuck Panel / 12 Lite / Square Top

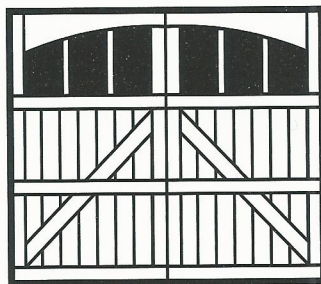


Crossbuck Panel / 12 Lite / Arched Top

Model 7102 Appaloosa Grooved




Diagonal Panel / Grooved / 6 Lite / Square Top




Diagonal Panel / Grooved / 6 Lite / Arched Top

Model 7102 Appaloosa




Diagonal Panel / 12 Lite / Square Top




Diagonal Panel / 12 Lite / Arched Top

Premium Construction (Insulation Standard)*

Model 7410 Saratoga




Diagonal Panel / 4 Lite / Square Top




Diagonal Panel / 4 Lite / Arched Top

Model 7411 Belmont




Diagonal Panel / 6 Lite / Square Top




Diagonal Panel / 6 Lite / Arched Top

Model 7412 Derby



Diagonal Panel / 6 Lite / Square Top



Diagonal Panel / 6 Lite / Arched Top

See additional window options on page 10



*Insulated R-value 4.75
Wayne Dalton uses a calculated door section R-value for our insulated doors.

7412 Derby, stained finish 16 Lite Arched windows, decorative hardware



*Custom Equestrian Collection, stained finish.
32 Lite Square windows*

